



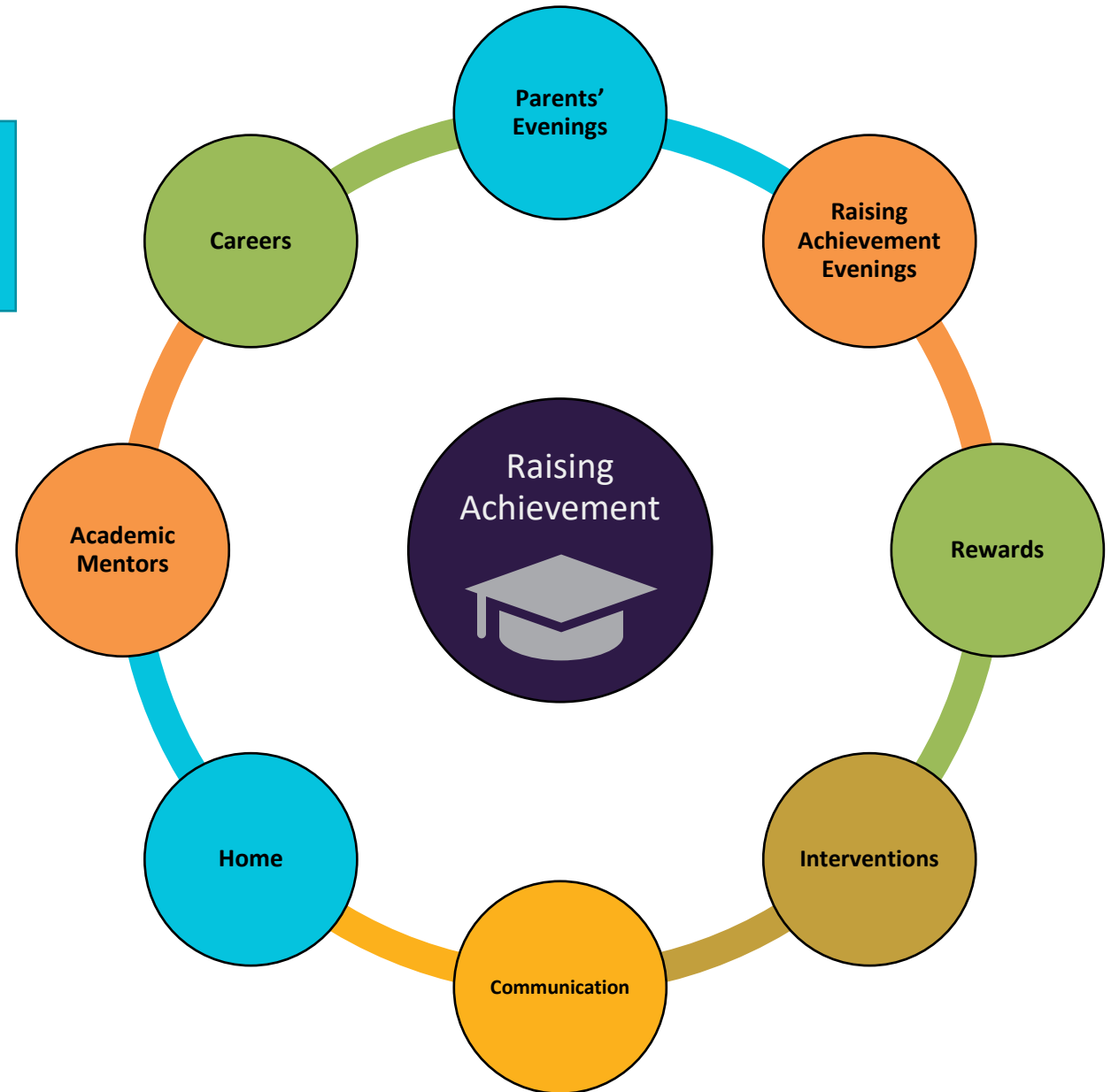
CAISTER ACADEMY
Creative Education Trust
School of Literature
and Performing Arts

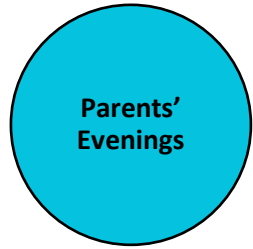
Welcome to Raising Achievement Evening

Mr James Read – Assistant Principal for
Assessment and Curriculum

Ambition • Opportunity • Character • Community

What do we mean by Raising Achievement?





Parents' evenings provide the opportunity for you to see your child's class teachers and find out how you can support your child at subject level in achieving academic excellence.



Raising achievement evenings offer key updates for you and your child, explaining what additional support, strategies can be utilised in ensuring all students are confident and ready for examinations. This will involve topics like, preparing for examinations, celebrating success, revision strategies, and many more.

Year 10 Mock Examination Window

Monday 19 June
until
Friday 30 June



Mock Assessment Journey

Students and parents will be regularly invited to school to discuss raising achievement, and support strategies throughout the year.

How do you want to feel in 12 months time?

June 2023

- Year 10 Mocks Examinations

December 2023

- Year 11 Autumn Mock Examinations

March 2024

- Year 11 Spring Mock Examinations (core)

May 2024

- GCSEs begin

August 2024

- Results Day



Why do we sit mock examinations?


- Provide an opportunity for students to test what they have learnt and retained from their year of study
- Provide an opportunity for students to identify areas of strength across their studies
- Provide an opportunity for students to identify areas of revision, and retrieval focus across their studies
- Provide an opportunity for students to experience formal examination conditions
- Provide teachers with the information they need to ensure that all students receive the knowledge and support they need to be successful in their actual GCSEs.

What to expect in preparation for your mock examinations

- Your class teachers will talk to you about the exams you will be taking and the knowledge that will be tested
- You will receive a timetable telling you the exams you will sit, the room you will be in, and the row and seat you will sit in
- You will receive a copy of the school examinations guide
- Your teachers will run electives that link to your examinations to provide extra opportunities for support.



Ambition • Opportunity • Character • Community



What to expect in preparation for your mock examinations

- We also restructure the day around you to give you the best climate for success.
- This includes:
 - Running breakfast sessions from 8.00am for you to grab a bottle of water, something to eat, and get your mind ready for your exams
 - Warm-up sessions that get you give you the final boost of confidence as you prepare to walk into the room
 - Moving to early lunch to ensure you have all the time you need to rest and refresh before an afternoon exam.

Things to remember...

- ✓ Mocks are an important part of your preparation for success
- ✓ Reflecting on your experiences after each session will allow you to get the support you require moving forward
- ✓ **If you try your best, we can show you how to get better.**



CAISTER ACADEMY
Creative Education Trust
School of Literature
and Performing Arts

Strategies for Preparing for Examinations
Miss Sarah Sharpe – Director of Year 10 and Senior Year

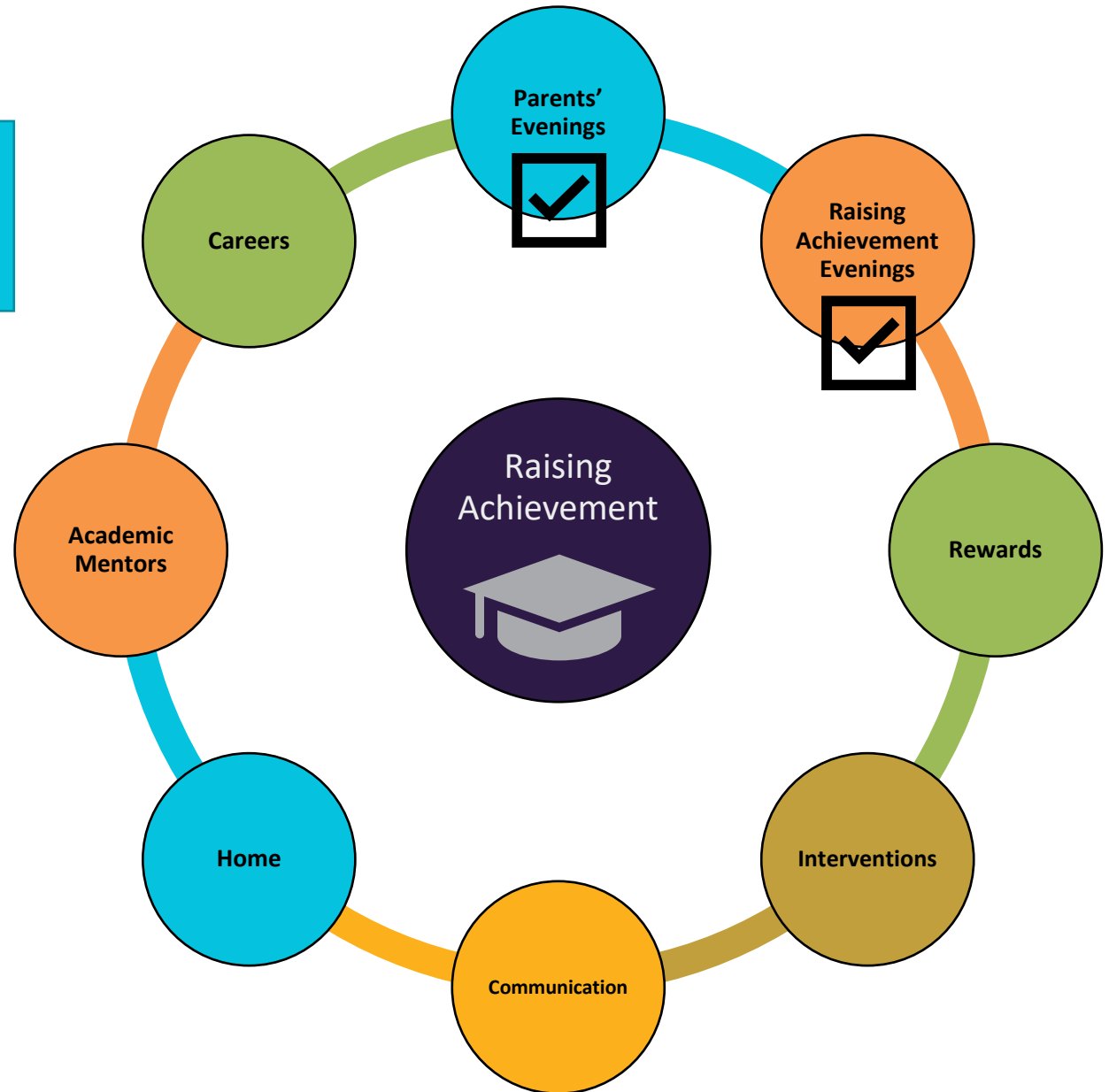
Ambition • Opportunity • Character • Community

**YOU'VE
GOT
THIS.**

The Senior Year Team

Mr Read – SLT Link	Miss Sharpe - Director	Mr Osben – Head of Year	Miss Gorman – Assistant Head of Year	Miss Irvin – Raising Achievement Mentor
<ul style="list-style-type: none">• Overview of the year group• Examination Processes• Reports	<ul style="list-style-type: none">• Academic focused• Planning of interventions• Rewards and incentives	<ul style="list-style-type: none">• Pastoral focus• Behaviour support• Student wellbeing and attendance	<ul style="list-style-type: none">• Pastoral focus• Behaviour support• Student wellbeing and attendance	<ul style="list-style-type: none">• Intervention delivery• Dedicated Senior Year support• Bridge between the classroom and the exam hall

What do we mean by Raising Achievement?

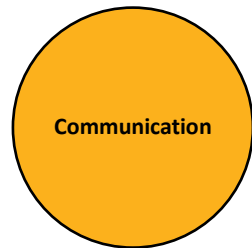




All students will receive a 1-2-1 career's appointment to support them in staying focused on their ambitions and goals.



All students will have an academic mentor. This will be a member of staff that can support them in raising their grades.

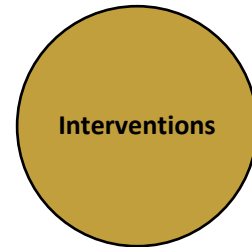


Every half-term we will write to you with key dates and events that affect your child and their preparation for examinations.



We recognise the achievements of our amazing students through additional reward programmes:

- Passport to prom
- Journey to Graduation



- Kingswood
- Holiday schools
- Literacy
- Electives
- Boosters
- Drop-down days
- Breakfast clubs...

**YOU'VE
GOT
THIS.**

Academic excellence can be achieved by all students
with:

- Hard work
- 100% attendance
- Total commitment

For a child to achieve their potential, they require
support in all aspects of their lives.

**YOU'VE
GOT
THIS.**

Caister Academy Will...

- Organise Pre-Exam Boosters
- Provide an understanding of Exams for your child
- Plan a structure which is clear to all
- Provide support to every student

Parents Will...

- Make examinations a whole family commitment
- Plan a routine which allows for Rest/Revision/Reward
- Look out for signs of stress
- Seek help when needed

Students Will...

- 100% attendance in school and pre-exam boosters
- Be committed to every single lesson
- Create a revision plan
- Seek support when it is needed



CAISTER ACADEMY
Creative Education Trust
School of Literature
and Performing Arts

Achieving Excellence in English Language & Literature

Miss J Delf– Acting Head of English

Ambition • Opportunity • Character • Community

English Course Structure

Two separate GCSEs:

English Language

English Literature

- Exam Board: AQA
- No tiered entry

Exams: English Language

Paper 1 (50%)

Explorations in Creative Reading & Writing

- Section A: Reading (four questions)
- One literature fiction text
- Section B: Writing (one question)
- Descriptive or narrative writing

Paper 2 (50%)

Writers' Viewpoints & Perspectives

- Section A: Reading (four questions)
- One non-fiction & one literary non-fiction text
- Section B: Writing (one question)
- Writing to present a viewpoint

Spoken Language (Non-exam assessment)

Skills assessed:

- Presenting
- Responding to questions
- Use of Standard English

- Teacher marked
- Separate endorsement

Exams: English Literature

Paper 1

**Section A: Shakespeare
(Romeo & Juliet)**

**Section B: 19th Century
Novel (A Christmas Carol)**

40% of GCSE Literature



Paper 2

**Section A: The Modern Text
(An Inspector Calls)**

**Section B: Poetry (Power &
Conflict Anthology)**

Section C: Unseen Poetry

60% of GCSE Literature

English Year 10 Mock Exams

GCSE English Language

Paper 2

1 hour 45 minutes

GCSE English Literature

Romeo & Juliet and An Inspector Calls

1 hour 45 minutes

How to Maximise Success in English

- ❖ Complete all homework set – SENECA, practice papers etc.
- ❖ Create revision material for the Literature texts.
- ❖ Use the revision guides and texts that you have been given in school.
- ❖ Complete independent revision/exam practice for upcoming mock exams.

How to revise English Language & Literature

❖ SENECA: senecalearning.com

New → Which character does Dickens use to portray the poor in a positive light? 0 / 1

The charitable collectors

Bob Cratchit

Jacob Marley

The Ghost of Christmas Past

Fred

Feedback?

Choose an answer

A Christmas Carol: Revision Checklist

Rate your knowledge of the following areas to determine where to focus your revision.

- Green = I have a good understanding of this; I am confident that I remember it for the exam.
- Amber = I have some understanding but I could develop this; I may need to memorise this information.
- Red = I do not understand this; I need to focus my revision on this area.

Once you have rated your understanding, use **SENECA**, your notes in your exercise books and other revision resources to revise areas you have rated red or amber. Complete the Revision Checklist again or complete a practice paper (**SENECA: English Lit: AQA GCSE – Predicted Papers**) to check your understanding.

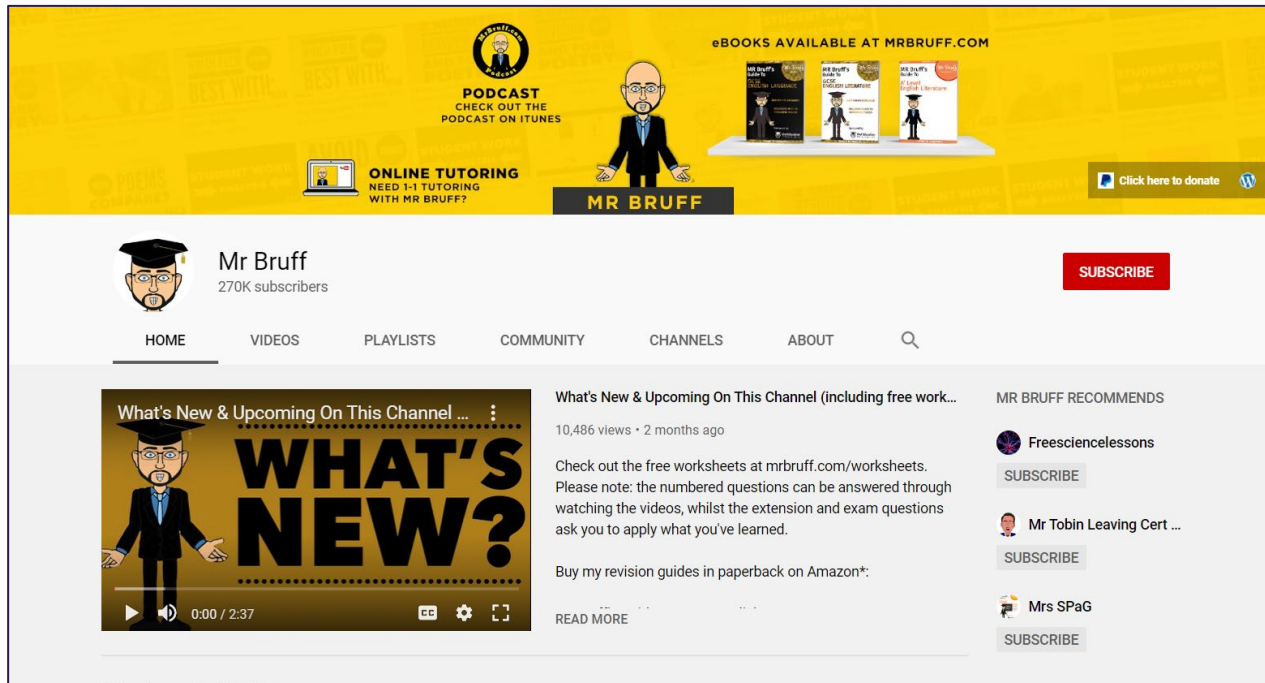
Topic	I am able to...	G	A	R
Context: social and historical English Lit: AQA GCSE A Christmas Carol Context to revise this.	Name the Era 'A Christmas Carol' was written in.	Green	Amber	Red
	Explain what the industrial revolution was	Green	Amber	Red
	Define the term 'poverty'	Green	Amber	Red
	Explain how the UK was affected by poverty at the time	Green	Amber	Red
	Explain what a workhouse was and the conditions of them	Green	Amber	Red
	Define capitalism	Green	Amber	Red
	Explain how capitalism affected society at the time	Green	Amber	Red
Context: the writer Go to English Lit: AQA GCSE A Christmas Carol 4 Context to revise this.	Confidently link this context to the novella	Green	Amber	Red
	Name the writer of the novella	Green	Amber	Red
	Recall key details about the writer's life	Green	Amber	Red
	Explain the writer's possible reasons behind writing the novella	Green	Amber	Red
Plot	Recall when the novella was set and when it was written	Green	Amber	Red
	Confidently link this context to the novella	Green	Amber	Red
	Recall where the novella is set	Green	Amber	Red

How to revise using SENECA:

1. RAG rate the topic you want to revise to identify where you need to focus your revision.
2. Go to the SENECA course suggested for red sections and complete the relevant section.

How to revise English Language & Literature

❖ Mr Bruff – Youtube videos



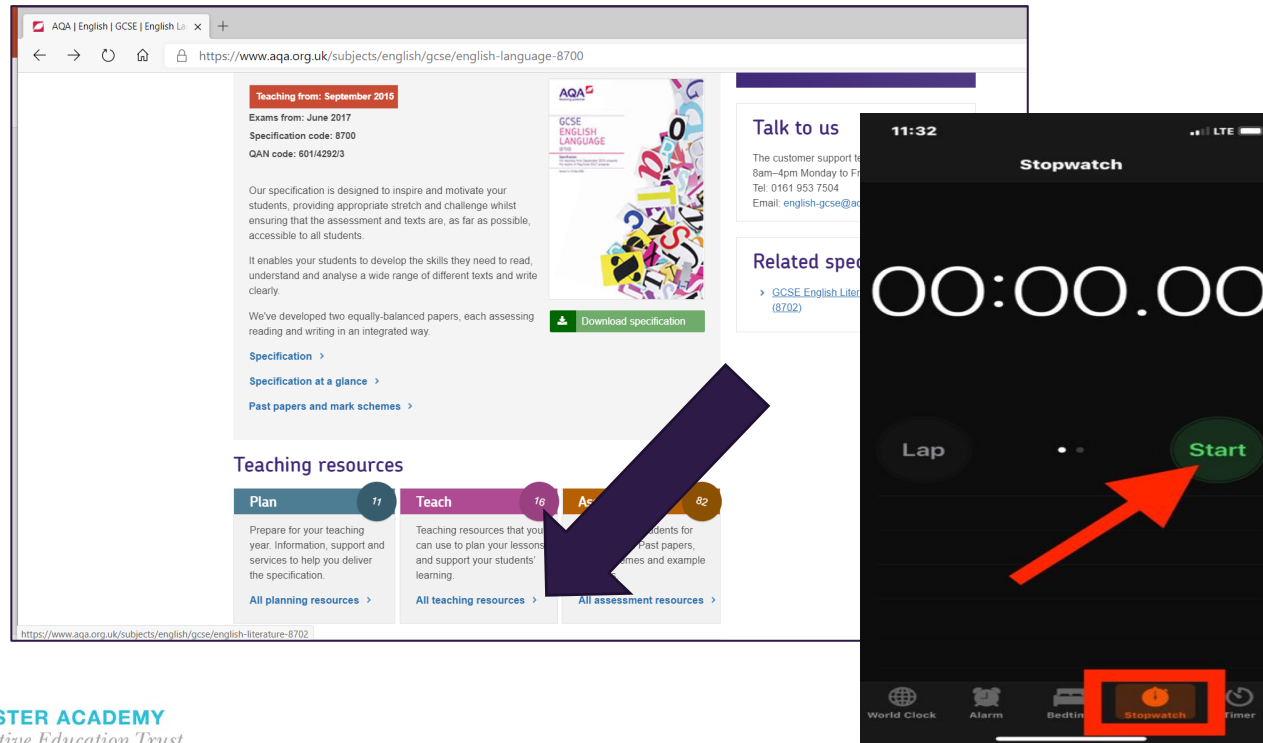
How to revise using YouTube videos:

1. Go to YouTube and search Mr Bruff.
2. Select a topic you would like to revise.
3. Watch the video and make notes/create flashcards or mind maps.

How to revise English Language & Literature

❖ Practice questions in timed conditions

Available from AQA website or English teachers.

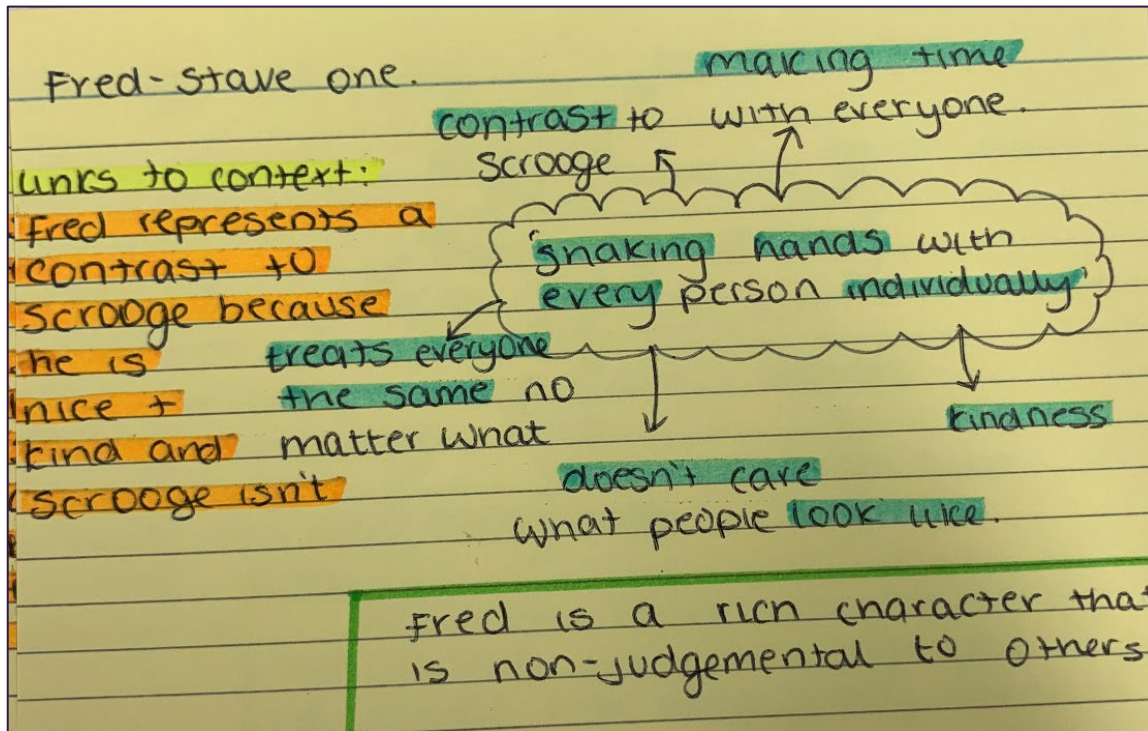


How to revise using practice papers:

1. Find a practice paper from the AQA website or ask your teacher.
2. Recap the method for answering the questions from your exercise books.
3. Time yourself using your phones for each question.
4. Annotate your responses for where you have followed the method.

How to revise English Literature

❖ Flashcards – RST & Literature key quotations

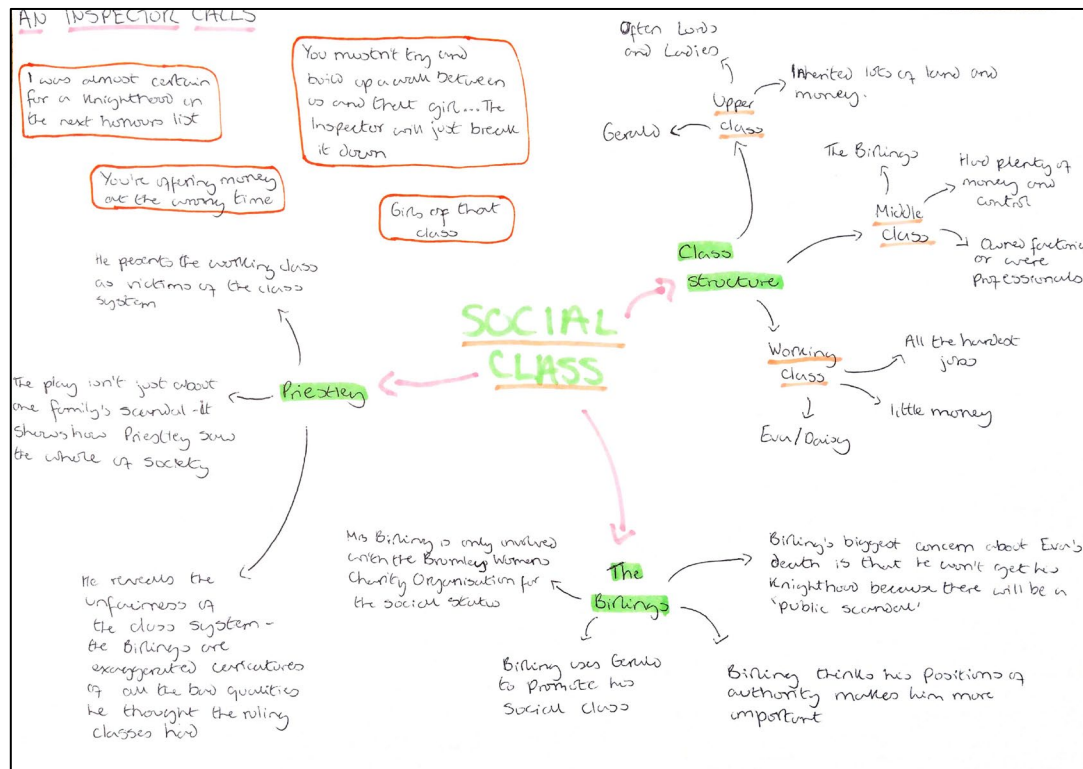


How to create flashcards:

1. Choose a Literature text to revise.
2. Choose a theme or character.
3. Write down a key quotation for the theme or character on one side of the flashcard.
4. On the back, write links to context and what it suggests about the theme or character.

How to revise English Literature

❖ Creating mind maps – character and themes



- How to create mind-maps:
1. Choose a literature text.
 2. Choose a theme or character and write them in the middle of the paper.
 3. The create branches with things associated with the theme of character.
 4. Then create more branches with things associated with those things.
 5. Add in links to context and key quotations.

How to revise English Language

- ❖ Reading different text types – applying R4M and identify PAFF



How to revise using different text types:

1. Find different text types e.g. articles, short stories.
2. Read through them and apply reading for meaning.
3. Look up any vocabulary you are unsure of.
4. Then, identify the Purpose, Audience, Form and Formality.

What makes a student an expert in English?

- A confident and broad reader
- An effective, accurate writer
- Articulating knowledge and understanding of a range of texts
- Leading and participating in discussions

Year 11 Progress Evening

Welcome to the Mathematics Department

GCSE Mathematics

- We follow the AQA specification for GCSE Mathematics.
- This is a two year course
- Students will follow either the foundation or higher tier
- Both tiers will allow for students to gain a grade 4 or above.

Where are students at in their course?

Foundation	Higher
Number	Numerical representation
Numerical Representation	Probability
Ratio	Equations
Probability	Power
Equations and Inequalities	Functions and graphs
Standard form	Shape and vectors
Functions and graphs	Proportion and rates of change
Proportion and rates of change	Sequences
Angles and circles	
Data representation	
Shape and vectors	
Sequences	



What should your child be doing to maximise their success in mathematics?

Equipment

Pen, pencil, ruler, calculator, protractor, compass

Homework

All students have access to SPARX – an online platform used to learn, recall and revise all powerful knowledge of mathematics. They should be using this for homework, and their own independent study. We have homework surgeries every Thursday afterschool.

What can you do for your child?

- Practice is important in mathematics. We use SPARX as our main platform, but there are so many more out there. Maths Genie, Corbett maths, Seneca
- QLA – each student has been given their QLA from their previous assessment.
- Revision guides – each student has been provided with a revision guide and flash cards (if they have requested them)

Mathematics Year 10 Mock Exams – Summer 2

Paper 1 – non-calculator – 80 marks – 1 hour 30 minutes

Paper 2 – calculator – 80 marks - 1 hour 30 minutes

How to study Mathematics

Identify the issues

Notes

- Maths is a practical subject
- Never just read your notes
- You need to do questions!

Past Exam Questions

- Make a list of your mistakes
- Write out the correct solutions, don't just read them
- If you don't understand a question, ask for help!
- Go back a few days later and do the questions on your mistake list again.

Be strategic and get support

Be strategic

- Sometimes do whole past papers; sometimes focus on one topic
- Have a day you focus on your least favorite topic.

Homework

- Make sure it's done
- Go back and fix your mistakes
- Don't ignore the ones you get wrong.

Get support

- Attend homework surgeries
- Ask your teacher for help
- Use SPARX

Help yourself remember

Test yourself

- Do past papers without your notes
- See what you really know
- Redo your incorrect questions a few days later
- See if you have improved.

Space your practice

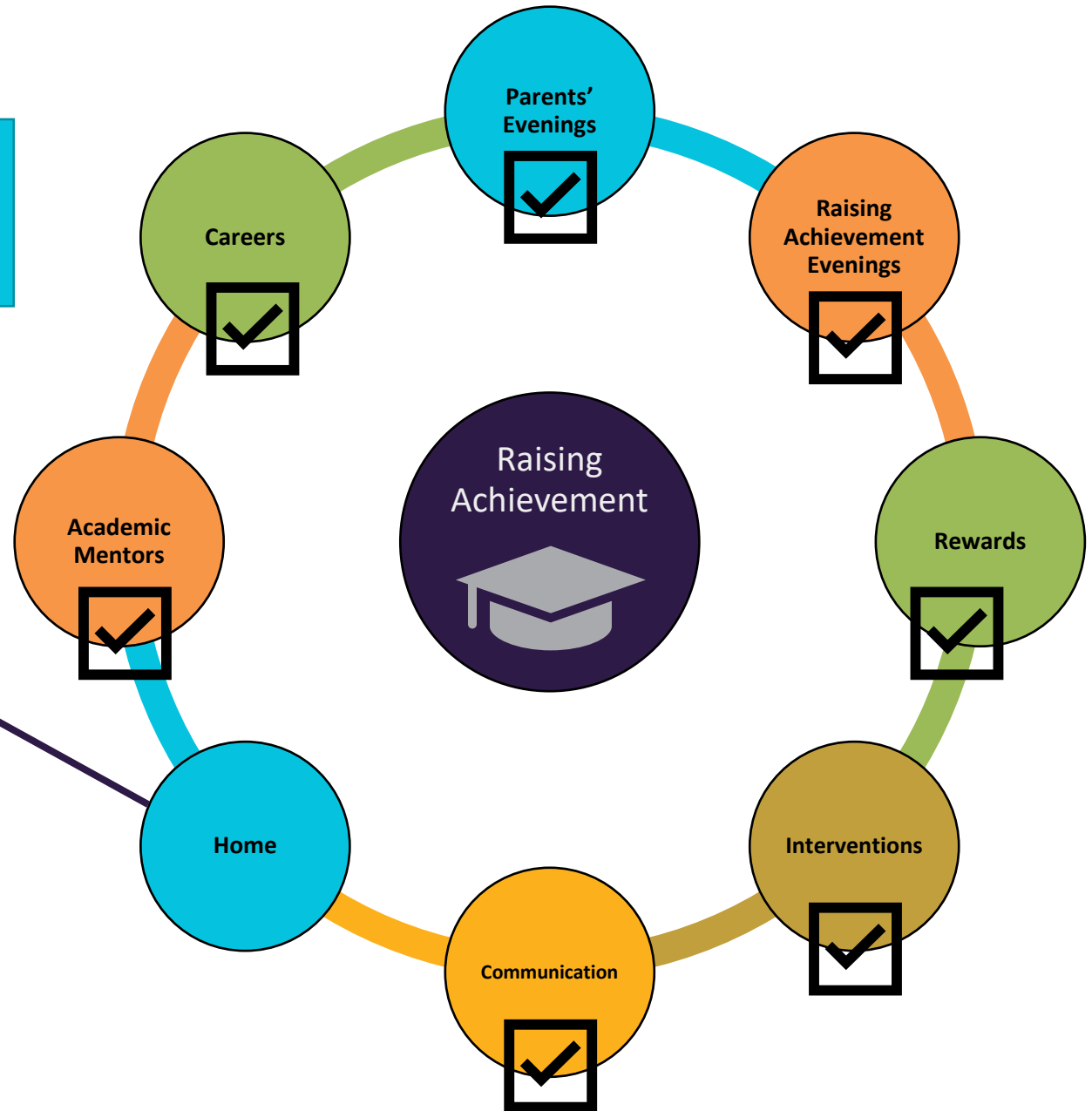
- An hour of study done often throughout the year is much better than cramming at the end
- You will remember more this way.

What makes a successful mathematician?

- Students who can problem solve
- Students who can connect mathematical concepts to the real world
- Students who can work independently to succeed using the examination question level analysis RAG sheets
- Students who read carefully, spotting key details in questions.

What do we mean by Raising Achievement?

DID YOU KNOW PARENTAL SUPPORT IS 8 TIMES MORE IMPORTANT IN DETERMINING A CHILD'S ACADEMIC SUCCESS THAN SOCIAL CLASS?



We now invite you to
join us for refreshments,
resources, and
questions.